

Want to be a winner every day?



Travel smart

Welcome to Maastricht! Maastricht Bereikbaar helps you get around more easily by giving you tips for your travel to and from lectures. Did you know that you can save money on your journeys to university?

Powered by www.maastrichtbereikbaar.nl/en/students

Park free of charge* and take the bus to the city centre for just €2 per person

Free parking at P Randwyck, Sorbonnelaan, for everyone with a UM Card

*You can only park for free at P+R Maastricht Zuid if you then take the bus to the centre.



Powered by www.maastrichtbereikbaar.nl/en/students

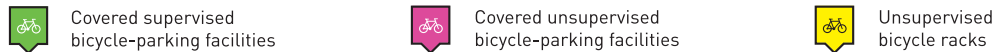
Get around Maastricht quickly and cheaply by bike

Want to buy or rent a bike?




If you live in Maastricht and are looking for a bike, you can either purchase one at a bicycle dealership or via Jules, or you can rent one. You can read more about the benefits of renting at www.swapfiets.nl.

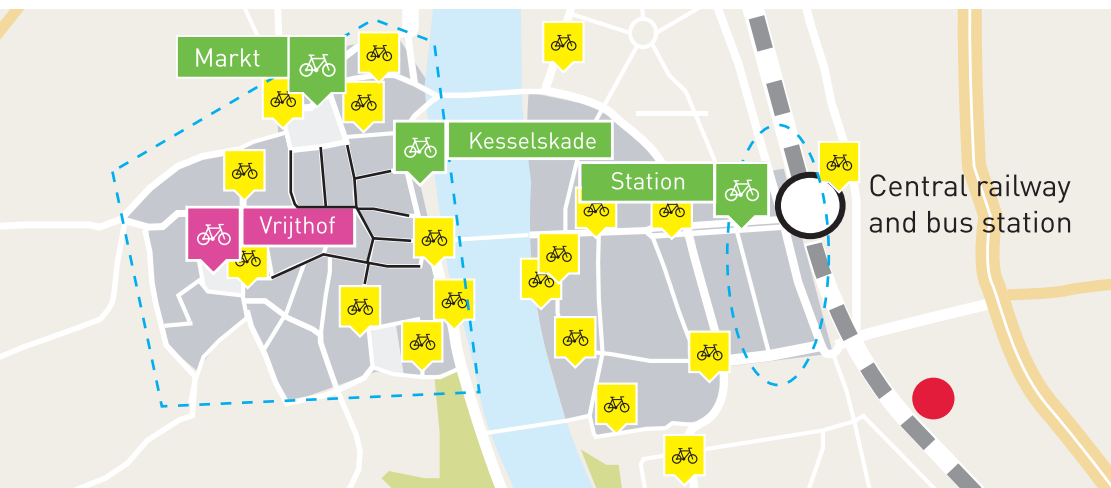
Parked just right?

Together we want to keep the city accessible, neat and tidy, and welcoming. We therefore ask you to park your bike only in the designated bicycle-parking areas spread around the city. In Maastricht, you can park your bicycle free of charge at the covered, supervised parking facilities at the central railway station, Markt square, and Kesselskade. At the bicycle-parking facility at Maastricht's main railway station, you can park your bicycle for free for the first 24 hours. Please note that you need a public transport pass for this, or you can use a free temporary pass. There are also unsupervised parking areas available in the city centre where you can leave your bicycle.



Good to know

-  In the marked areas, you are not allowed to park your bicycle outside the designated bicycle parking facilities.
-  The municipality regularly removes abandoned bicycles. You can retrieve your bike at the municipal bike depot (Gerardusweg 39).
-  Cycling through the pedestrianized shopping area during shop opening hours is not allowed. If you do so, you risk being fined.



Combining public transport and cycling

Maastricht is easily accessible by public transport from throughout the Euregio Meuse-Rhine. As a student in the Netherlands, you can travel to and from your institute free of charge or at a discount when using public transport. For more information, visit: www.duo.nl.

Switching between public transport and the bike

When you get off the bus or train and want to quickly continue your onward journey, you can use a shared bicycle. Maastricht has two bicycle-sharing systems:

- You can continue your journey on a public transport bike (OV-fiets), which can be rented at Maastricht railway station for a small daily fee.
- You could also rent a shared bike from Arriva Nextbike, which is an ideal solution for short trips. Maastricht University students enjoy additional discounts. For €30 a year, you can make unlimited use of a shared bicycle for journeys of up to 30 minutes each. Visit www.nextbike.nl/en/maastricht for more info.

Travelling via a P+R

You can park free of charge at either of the two P+R sites on the outskirts of Maastricht (Noord and Zuid) if you continue your journey to the city centre by bus. Visit www.maastrichtbereikbaar.nl/en/p-r-maastricht for more info.

Travel tip

Try to avoid travelling during the morning rush hours if your timetable allows. Buses and trains are less crowded before 7:00 AM and after 9:00 AM, allowing you to sit comfortably and work or study in a quieter environment.